

BRIDGE LOAD CELL

Rated load 5-10-20-30 tons

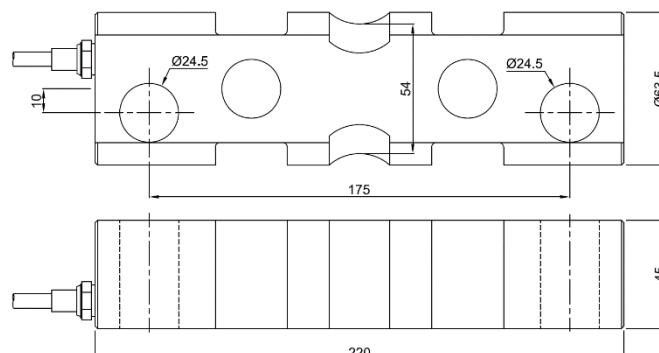


VCL

SPECIFICATIONS

Sensitivity	mV/V	2±0.01
Non-linearity	%FS	±0.03
Hysteresis	%FS	±0.03
Repeatability	%FS	±0.02
Creep	%FS/30min	±0.03
Zero Balance	%FS	±1
Zero Temperature Drift	%FS/10°C	±0.03
Rated Output Temperature Drift	%FS/10°C	±0.03
Input Resistance	Ω	750±10
Output Resistance	Ω	700±3
Insulation Resistance	MΩ	≥ 5.000
Supply Voltage	Vac/dc	5 ÷ 15
Compensated Temperature Range	°C	-10 ÷ +50
Operating Temperature Range	°C	-20 ÷ +60
Safe Overload	%FS	150
Ultimate Load	%FS	300
Material		Stainless steel
Sealing		IP67-Welded
Cable (Diameter/Length)		Ø 6 mm / 5m
Cable Color Code		Input: Red(+), Black (-) Output: Green (+), White (-)
Rated Loads	tons	5, 10, 20, 30

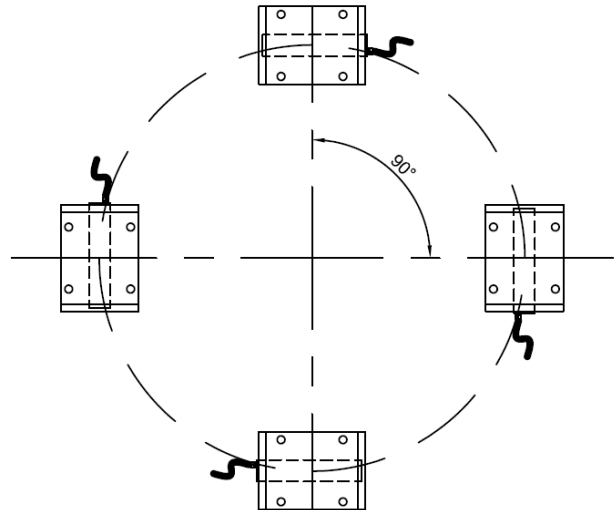
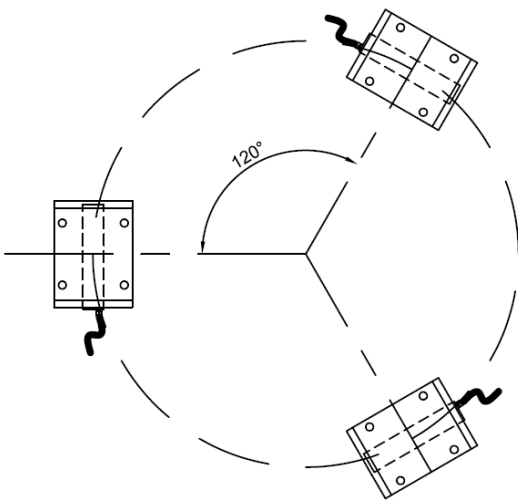
DIMENSIONS



BRIDGE LOAD CELL

Rated load 5-10-20-30 tons

3 OR 4 LOAD CELLS ARRANGEMENT



MOUNTING FOOT MK-DSB-PZ-30T

